

XTSL-CL-RW

Customer Name: _____

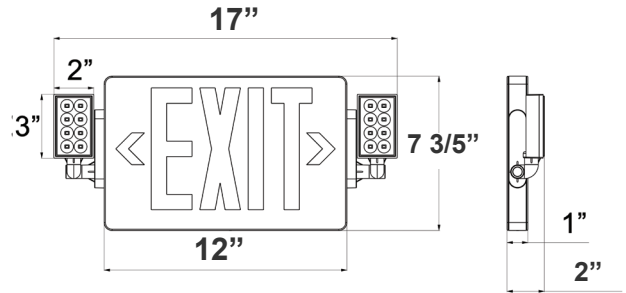
Project Name: _____

Note: _____

Type: _____



Selection:



12" (W) x 7 3/5" (H) x 1" (D)

Exit signs shall be provided at every exit door, at the intersection of corridors, at exit stairways or ramps and such other locations and intervals as are necessary to provide the occupants with knowledge of the various means of egress available

Features

- Ultra Thin Combo
- 5-Year Warranty
- Maximum 24 hours for Full Recharge Time
- Ultra Bright RED LEDs
- Built-in 3.6V 1000mAh Ni-MH Battery for Minimum 90 Minutes

Technical Specifications

Electrical:

- Voltage: 120-277V / 60Hz (Universal Voltage Operation)
- Watts: 1.2 per head
- Input Power: 2W
- AC charging current: 32mA
- Fully Automatic Solid-State, Two Rate Charger Initiates Battery Charging to Recharge a Discharged Battery in 24 hours
- 1.2V long Life, Maintenance-Free, Rechargeable Ni-MH Battery

Mechanical:

- White Finish
- Letters 6 height with 3/4 stroke
- Operating Temperature: 32° F~104°F
- Discharge Time: ≥ 90mins
- Universal Exit: Single or Double Face — Wall (Back) or Ceiling Mount
- Injection-Molded Thermoplastic ABS Housing, UL 94V-0 Flame Rating
- Innovative, Easy Installation in Minutes

Lighting:

- Color Temperature: 1001K (AC) / 5558K (DC)
- Total Lumens: 10 LM (AC) / 326 LM (DC)
- Ultra Bright RED LEDs
- Internal Solid-State Transfer Switch Automatically Connects the Internal Battery to LED Board for Minimum 90-minute Emergency Illumination
- Charge Rate/Power "ON" LED Indicator Light and Push-to-Test Switch for mandated Code Compliance Testing

Applications:

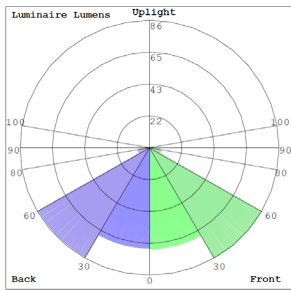
- Ideal for every exit door, at the intersection of corridors, at exit stairways or ramps and such other locations

Other Models:

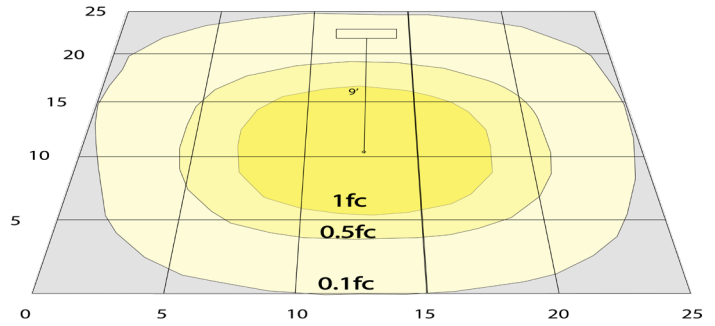
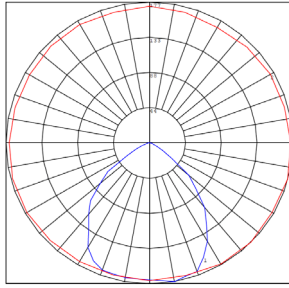
- XTSL--CL-GW



Photometrics: XTSL-CL



BUG Rating: B0-U1-G0



Area 25'x 25' Mounting Height: 9'

Other Views:



Side View



Front View



Back View

Performance Table: XTSL-CL

MODEL NO.	Wattage	Voltage	Lumens	Color Temp.	BUG Rating	LPW
XTSL-CL	1.2 Per Head	120~277V	10 LM (AC) 326 LM (DC)	1001K (AC) 5558K (DC)	B0-U1-G0	8(AC) 272 (DC)

Sample Ordering

Model Combo Light Color

XTSL - CL - RW

Other Models:



XTSL-GW



XTSL-RW



XTSL-CL-GW

